



Aperture Education

SEL STRATEGIES & INTERVENTIONS PACKAGE QUICK-START GUIDE

Get started with the
SEL Strategies and
Interventions Package.

LEARN HOW TO:



MAKE THE MOST OF YOUR DESSA DATA

Data-Driven Recommendations provides educators with SEL strategies and Tier 2 interventions tied directly to students' DESSA data.



ORGANIZE AND TRACK SEL STRATEGIES

Strategies Tracking helps educators keep track of the strategies they are implementing.



CONNECT, STRENGTHEN, AND EMPOWER!

Connect, strengthen, and empower students through the easy and effective implementation of SEL.

CONNECT WITH US

Facebook 

Instagram 

LinkedIn 

Aperture Education 

DEMO VIDEO ICON



Look for this icon throughout this Quick-Start Guide to access short demo videos to support your work in the Aperture System.

OVERVIEW: AN MTSS APPROACH FOR SOCIAL AND EMOTIONAL LEARNING




The SEL Strategies and Interventions Package helps you make the most of your SEL investment by offering actionable data-driven next steps to support students' social and emotional growth. It accomplishes this through an MTSS approach ensuring that each student receives the level of support they need to be successful. Data-Driven Recommendations immediately provides social and emotional strategies recommendations according to students' full DESSA assessment results. Universal SEL Strategies provide direct instruction for Tier 1 or Tier 2 groups. Tier 2 Intervention Programs offer targeted support for small groups that need intensive competency building. SEL Strategies Tracking allows educators to organize and track strategies for optimal implementation.

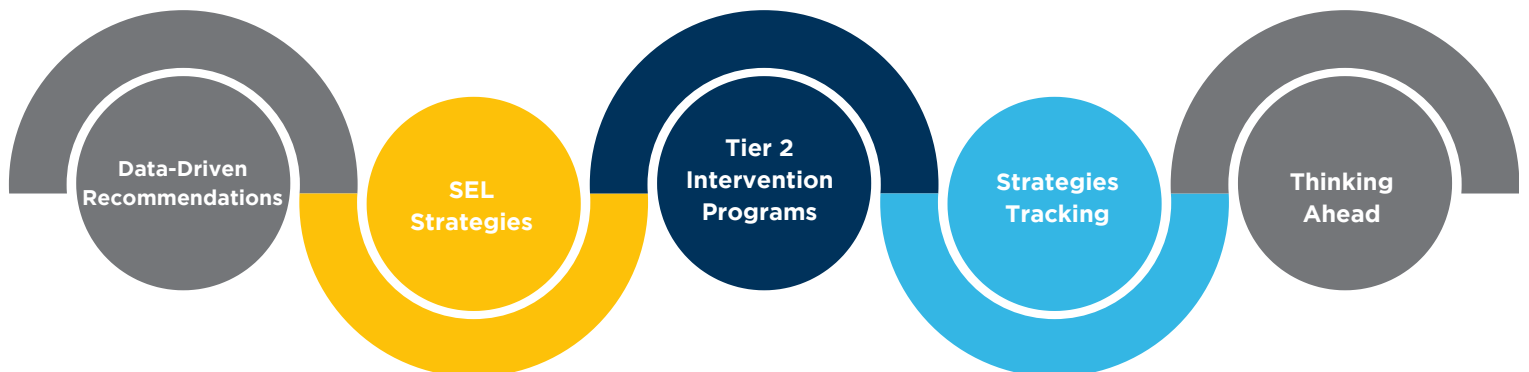
GETTING SUPPORT



Additional resources for all users in the Aperture System include self-paced courses, short on-demand videos, live webinars, quick-start guides, FAQs, and other helpful documents and guides. To access all of our learning options and choose the best path for you, log in to your Aperture System account and click the [Academy](#) tab.

You can also access our [24/7 Support Portal](#) in your account by clicking on the  question mark icon in the upper right-hand corner of the dashboard. In the Support Portal, type the name of the resource you are looking for into the search bar or scroll through the suggested resources. To contact our Support Team, click the [Submit A Request](#) button on the top right to submit a ticket.

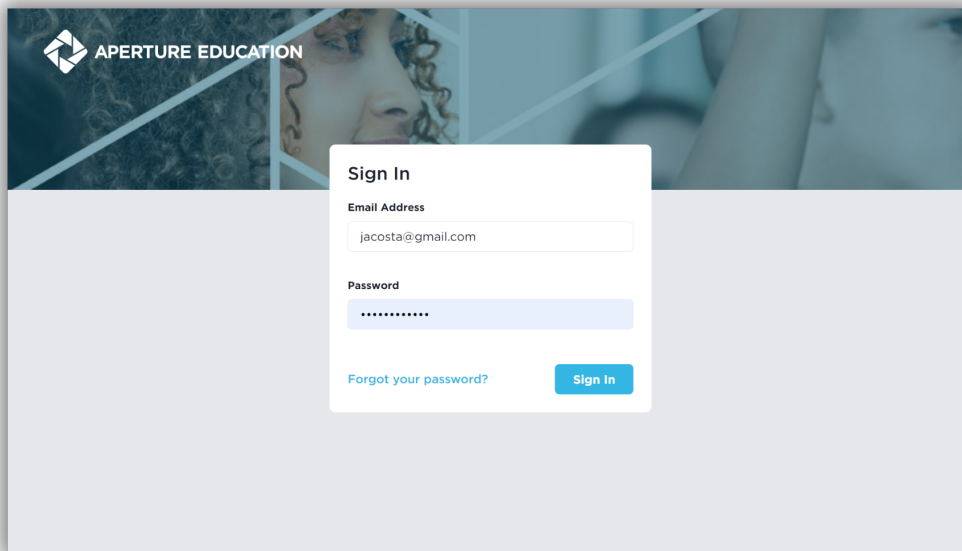
IN THIS QUICK-START GUIDE



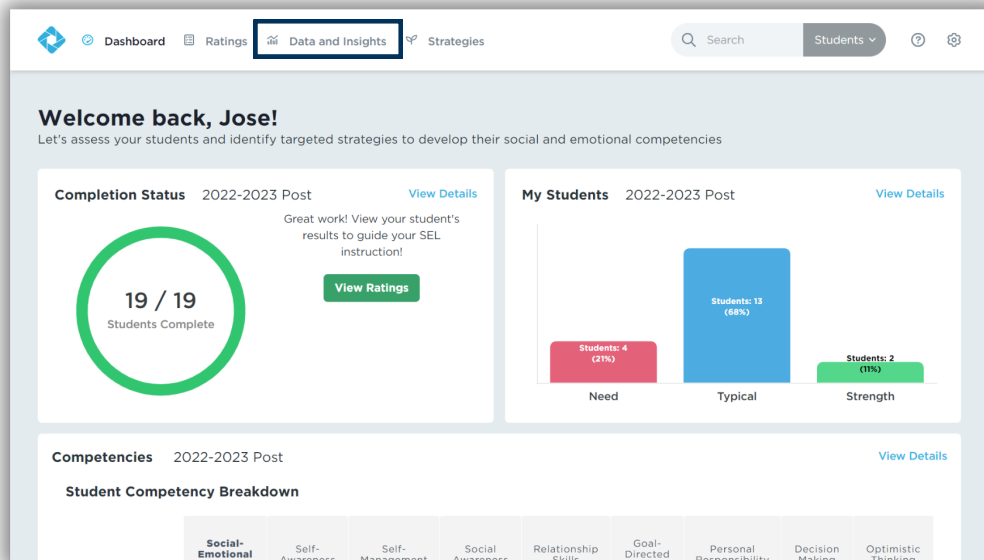


DATA-DRIVEN RECOMMENDATIONS

1 LOGIN TO THE APERTURE SYSTEM



2 CLICK ON THE DATA AND INSIGHTS TAB





DATA-DRIVEN RECOMMENDATIONS

3

CLICK ON DATA-DRIVEN RECOMMENDATIONS

The screenshot shows the 'My Students' report page. The left sidebar contains a 'Data Driven Recommendations' link under the 'SUPPORT STRATEGIES TRACKING' section, which is highlighted with a blue box. The main content area shows the 'My Students' report title and a description: 'This report shows the distribution of student assessment scores across the descriptive ranges.' Below this is a 'Filters' section with dropdown menus for Sites, Grades, Raters, Race, Academic, and Custom Group. The 'Ratings' section includes dropdowns for Rating Window (set to '22-23 Pre'), Forms (set to 'All'), Start Date, and End Date. There are 'Apply' and 'Reset Filters' buttons at the bottom of the filter section.

4

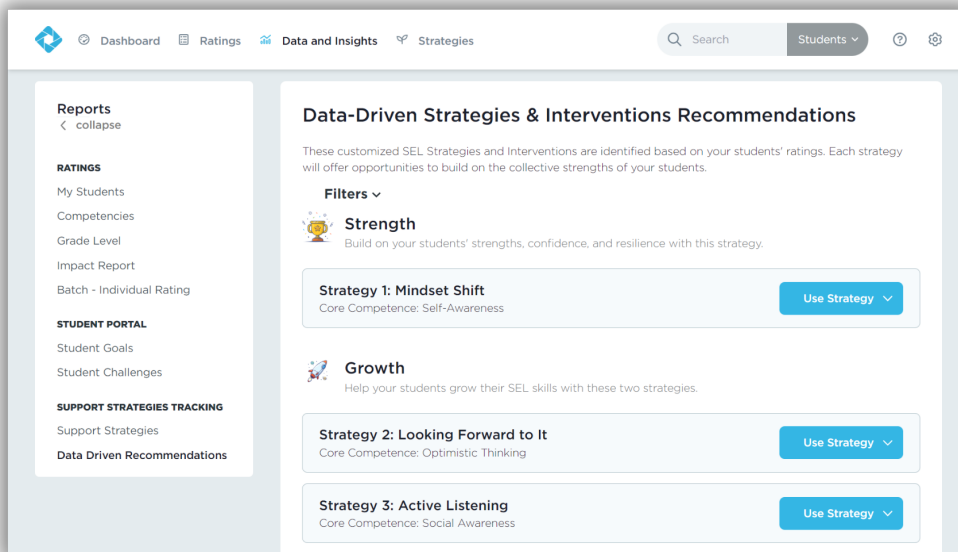
FILTER YOUR DATA FOR YOUR PREFERRED GROUP OF STUDENTS

The screenshot shows the 'Data-Driven Strategies & Interventions Recommendations' report page. The left sidebar contains a 'Data-Driven Recommendations' link under the 'STRATEGIES' section, which is highlighted with a blue box. The main content area shows the report title and a description: 'These customized SEL Strategies and Interventions are identified based on your students' ratings. Each strategy will offer opportunities to build on the collective strengths of your students.' Below this is a 'Filters' section with dropdown menus for Sites, Grades, Raters (set to 'Acosta, Jose'), Race, Academic, and Custom Group. The 'Ratings' section includes dropdowns for Rating Window (set to '23-24 Pre'), Forms (set to 'DESSA'), Start Date, and End Date. There are 'Run Report' and 'Reset Filters' buttons at the bottom of the filter section.

DATA-DRIVEN RECOMMENDATIONS

5 DATA-DRIVEN RECOMMENDATIONS WILL PROVIDE STRATEGIES AND INTERVENTIONS

Data-Driven Recommendations will provide 3 SEL strategies based on your students' DESSA data results.



The screenshot shows the 'Data and Insights' section of the dashboard. The main heading is 'Data-Driven Strategies & Interventions Recommendations'. Below this, there is a 'Filters' section with a 'Strength' filter selected. Three strategies are listed:


- Strategy 1: Mindset Shift** (Core Competence: Self-Awareness)
- Strategy 2: Looking Forward to It** (Core Competence: Optimistic Thinking)
- Strategy 3: Active Listening** (Core Competence: Social Awareness)

Each strategy has a 'Use Strategy' button.

The first strategy is based on the group's highest scoring competency.

The second and third recommended SEL Strategies are based on your students' opportunities for growth.

Data-Driven Recommendations will identify one Tier 2 intervention program.



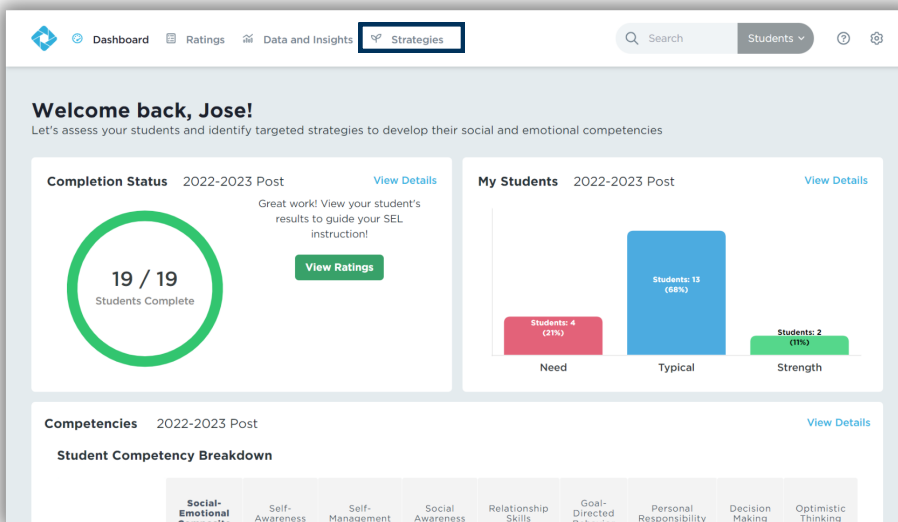
The screenshot shows the 'Tier 2 Programs' section. It states: 'For more intensive interventions, try the following Tier 2 Program:'. Below this, there is a button for 'Tier 2 Intervention: Self-Awareness and Emotion Regulation' and a link to 'View all Intervention Programs'.

You can view and begin the recommended Tier 2 intervention program from the Data-Driven Recommendations page.



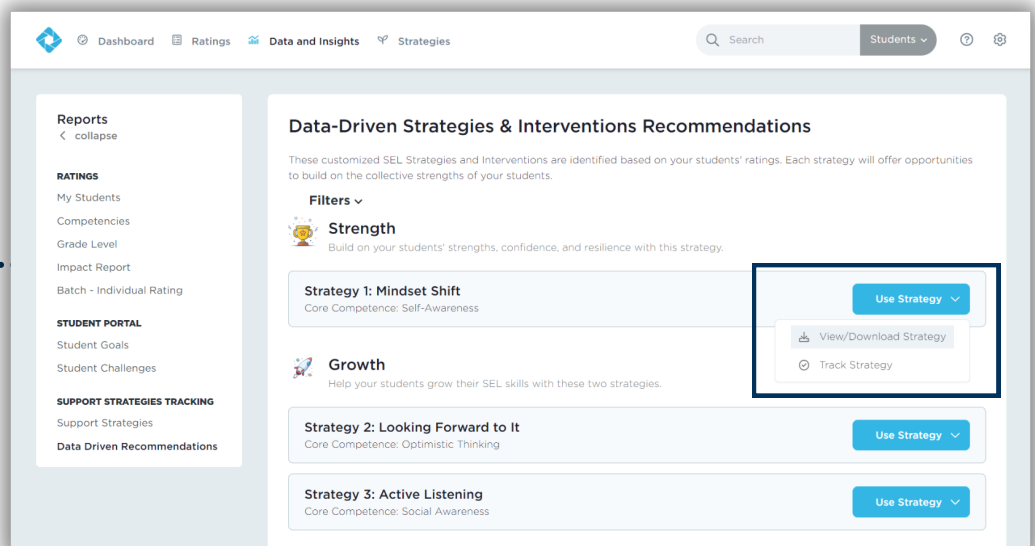
SEL STRATEGIES

1 THERE ARE TWO WAYS YOU CAN ACCESS THE SEL STRATEGIES



You can access the SEL strategies directly from the Strategies tab on your dashboard.

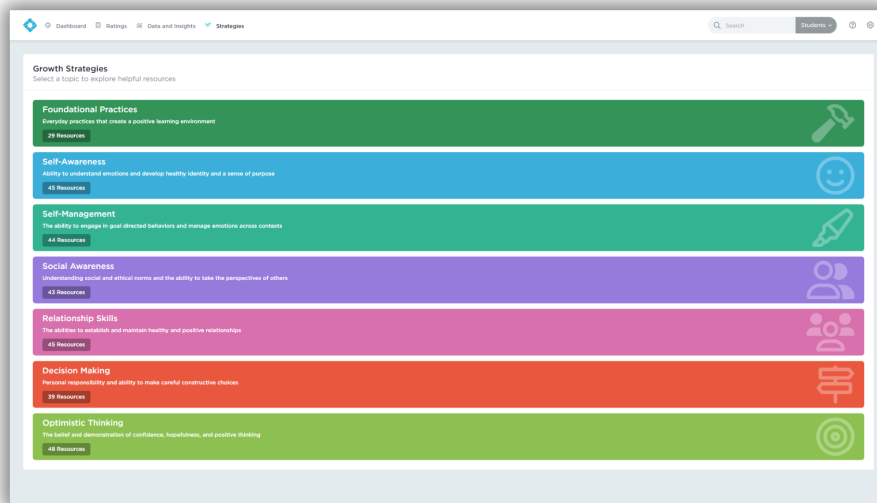
You can view, track, and download SEL strategies from Data-Driven Recommendations.





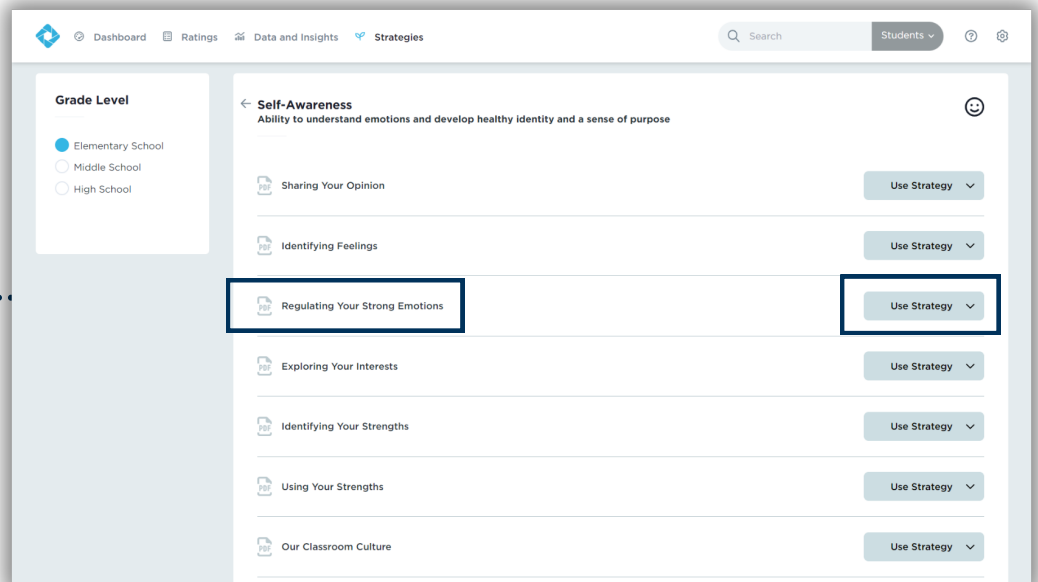
SEL STRATEGIES

2 SELECT YOUR DESIRED COMPETENCY AND CHOOSE A STRATEGY



The SEL strategies are housed under their corresponding competency.

You can download or track your strategy of choice.





SEL STRATEGIES



WARMING UP WITH STRENGTHS

Optimistic Thinking Middle School

This activity gives all students the opportunity to experience success by practicing a skill they have mastered. Although this strategy can be done with the whole class, it is especially important for students who struggle.

 **Duration:** Less than 5 minutes.

Activity Overview

Self-talk, also known as inner speech, is the internal dialogue that we have with ourselves during different situations. When the inner dialogue is positive, it can encourage us to continue working through difficult tasks, stay on track with responsibilities, support emotional regulation, and navigate challenging social situations. In this activity, students identify examples of how to intentionally use positive self-talk, learn new examples of self-talk, and plan for times in the future to intentionally use self-talk.

Implementation Considerations

-  **Italicized text** is recommended language to lead the conversation or activity with your students.
-  This activity works best if it is individualized. Check in with students to encourage updating their warm-up activity as they develop new skills.

 **Why this Works**

SMALL SUCCESSES CAN BUILD RESILIENCE

Experiencing success helps students develop positive emotions about learning and increases engagement! Experiencing success is especially important for students who struggle academically.

 **Purpose**

- Ensure that every student has the opportunity to feel successful as a learner.
- Ease students into the class period with a warm-up activity.

 **Materials**

- Warm Up with Strengths Idea Generator—Example (included below)
- Warm Up with Strengths Idea Generator—Blank (included below)

 **DESSA Theme**

Belief and demonstration of a positive and hopeful perspective

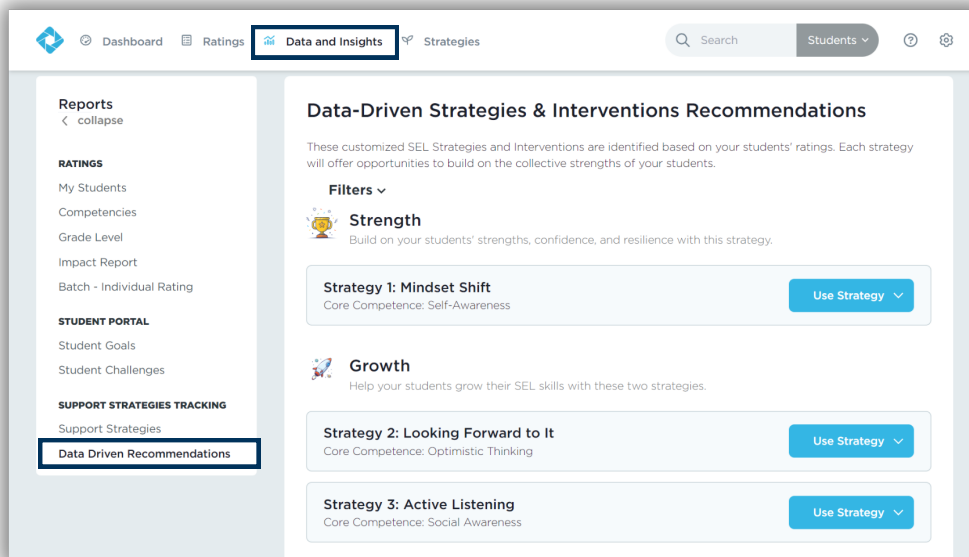
All of our strategies are research-based!

Each strategy is designed to take between 5 and 20 minutes.

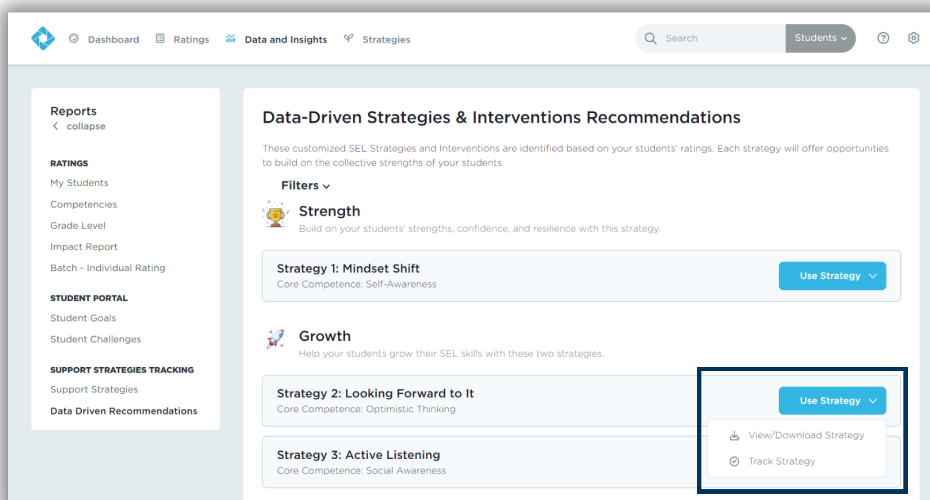
Click the demo icon on page 5 for a deep dive into the strategies and suggested implementation!

STRATEGIES TRACKING

1 GO TO DATA-DRIVEN RECOMMENDATIONS FROM THE DATA AND INSIGHTS TAB



2 CHOOSE THE STRATEGY YOU PLAN TO TRACK

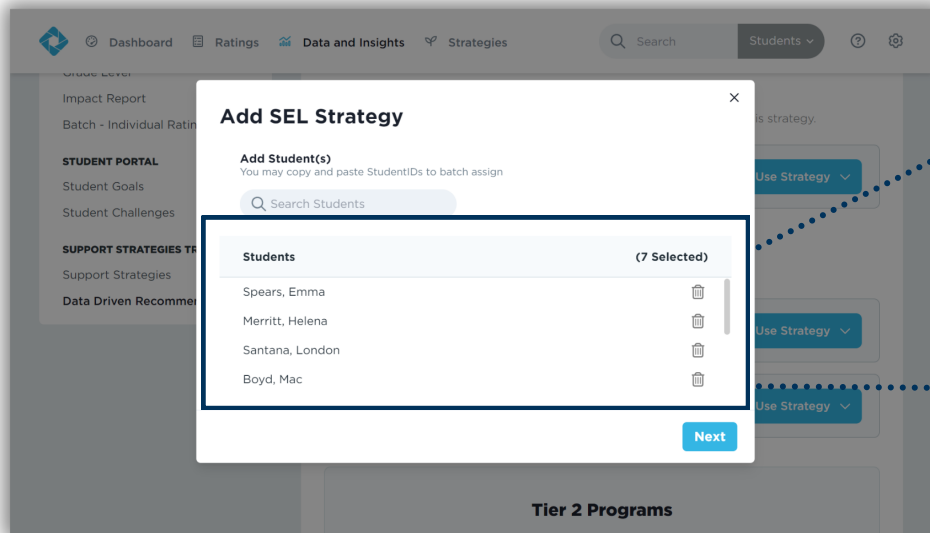


Click "Use Strategy"
and then click "Track
Strategy".



STRATEGIES TRACKING

3 CUSTOMIZE YOUR STRATEGY TRACKING!



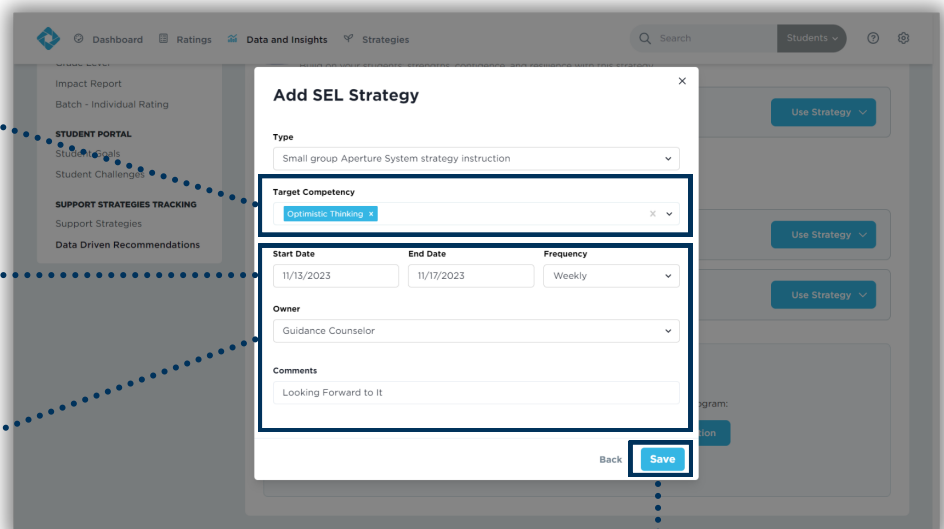
Students will automatically populate based on the filters set in Data-Driven Recommendations.

You can customize the list by deleting students.

The target competency will automatically populate based on the filters set.

Select a start and end date and how frequently the strategy will be implemented.

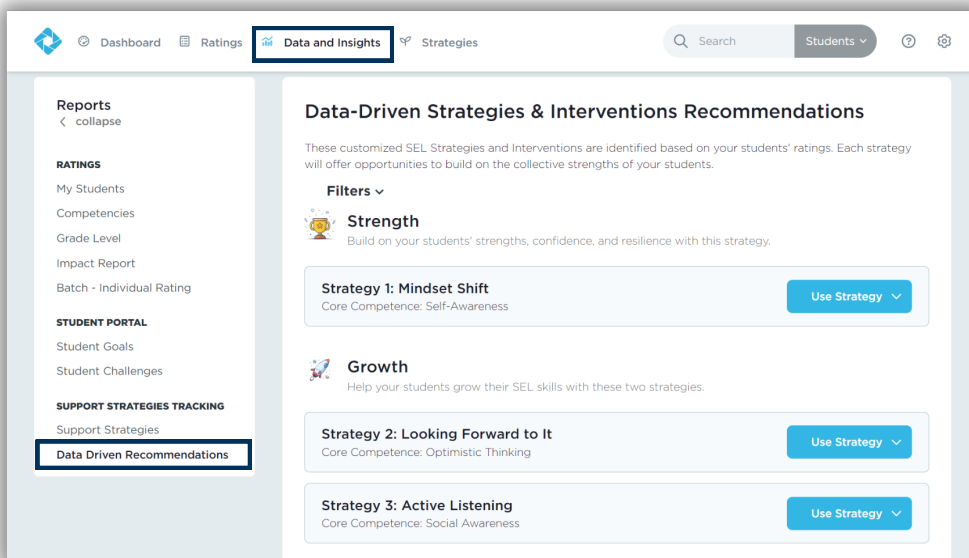
Choose an "Owner" to implement the strategy and record student progress in the "Comments" section.



Don't forget to save your choices!

TIER 2 INTERVENTION PROGRAMS

1 GO TO DATA-DRIVEN RECOMMENDATIONS FROM THE DATA AND INSIGHTS TAB



Dashboard Ratings **Data and Insights** Strategies

Search Students

Reports
collapse

RATINGS
My Students
Competencies
Grade Level
Impact Report
Batch - Individual Rating

STUDENT PORTAL
Student Goals
Student Challenges

SUPPORT STRATEGIES TRACKING
Support Strategies
Data Driven Recommendations

Data-Driven Strategies & Interventions Recommendations

These customized SEL Strategies and Interventions are identified based on your students' ratings. Each strategy will offer opportunities to build on the collective strengths of your students.

Filters v

Strength
Build on your students' strengths, confidence, and resilience with this strategy.

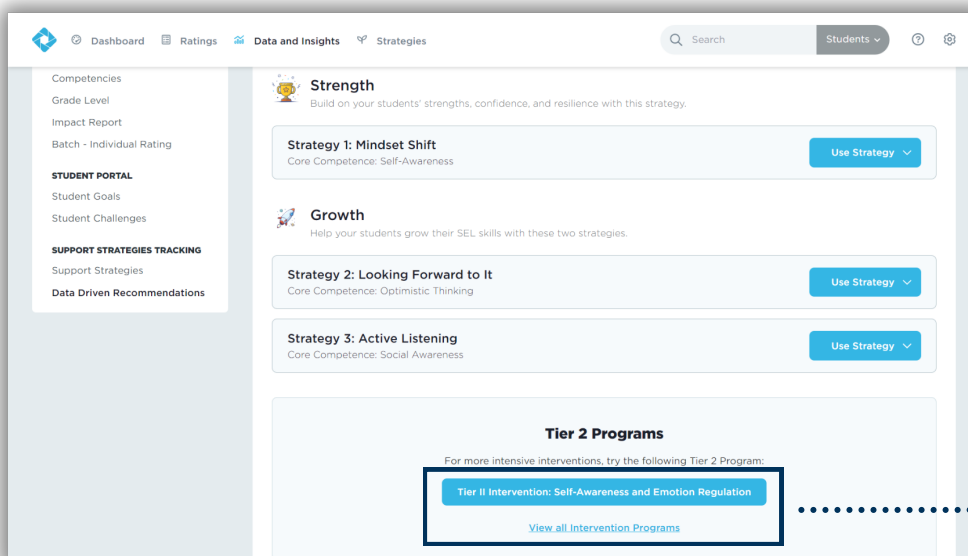
Strategy 1: Mindset Shift
Core Competence: Self-Awareness [Use Strategy](#)

Growth
Help your students grow their SEL skills with these two strategies.

Strategy 2: Looking Forward to It
Core Competence: Optimistic Thinking [Use Strategy](#)

Strategy 3: Active Listening
Core Competence: Social Awareness [Use Strategy](#)

2 SCROLL DOWN TO THE RECOMMENDED TIER 2 INTERVENTION PROGRAM



Dashboard Ratings **Data and Insights** Strategies

Search Students

Competencies
Grade Level
Impact Report
Batch - Individual Rating

STUDENT PORTAL
Student Goals
Student Challenges

SUPPORT STRATEGIES TRACKING
Support Strategies
Data Driven Recommendations

Strength

Build on your students' strengths, confidence, and resilience with this strategy.

Strategy 1: Mindset Shift
Core Competence: Self-Awareness [Use Strategy](#)

Growth
Help your students grow their SEL skills with these two strategies.

Strategy 2: Looking Forward to It
Core Competence: Optimistic Thinking [Use Strategy](#)

Strategy 3: Active Listening
Core Competence: Social Awareness [Use Strategy](#)

Tier 2 Programs

For more intensive interventions, try the following Tier 2 Program:

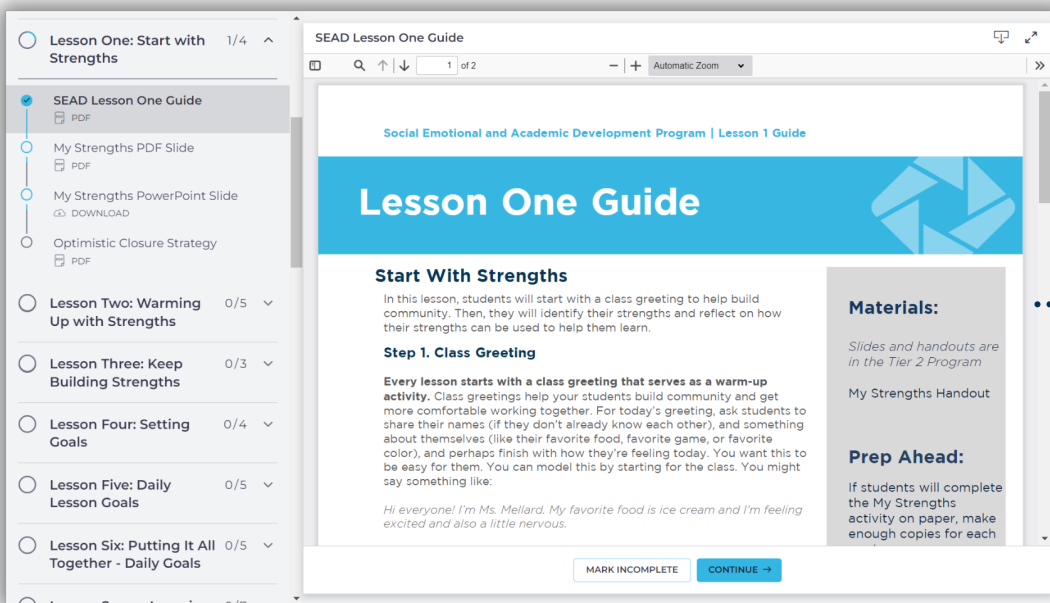
Tier II Intervention: Self-Awareness and Emotion Regulation

[View all Intervention Programs](#)

Click the
recommended Tier 2
intervention program
or explore the others!

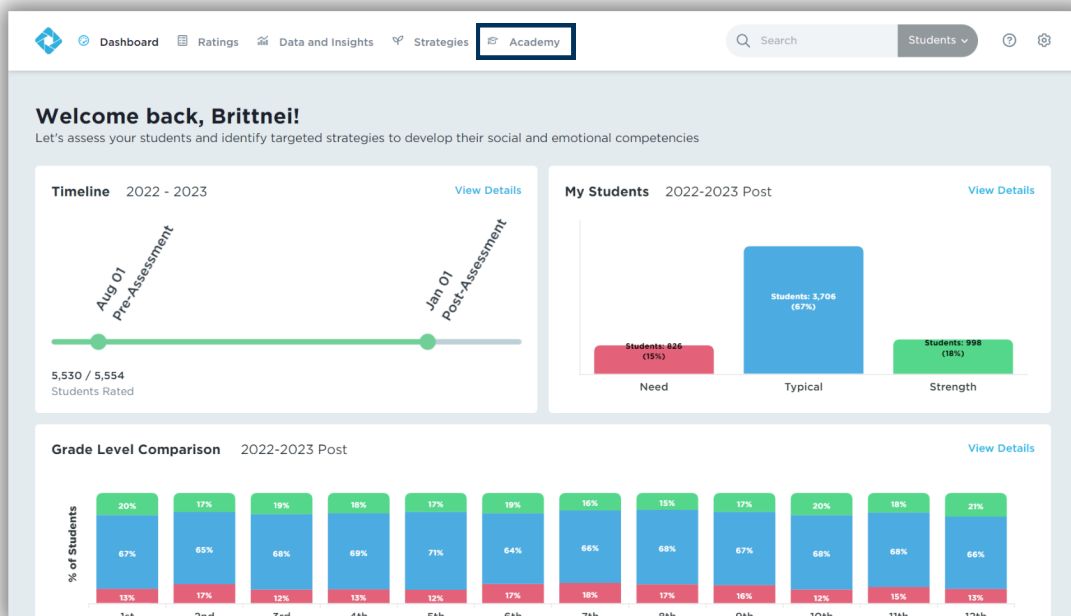
TIER 2 INTERVENTION PROGRAMS

3 LESSON GUIDES PROVIDE STEP-BY-STEP INSTRUCTIONS FOR FACILITATING EACH LESSON



The Lesson Guides also offer customizable presentation slides and Lesson Tools with teaching tips and extension options.

4 VISIT THE ACADEMY TAB FOR A FULL OFFERING OF TIER 2 INTERVENTION PROGRAMS





REFLECTING AND THINKING AHEAD

1 ENGAGE IN A DATA-REVIEW PROCESS

Because the SEL Strategies and Interventions Package offers data-driven next steps to support students' social and emotional growth, here are a few considerations for engaging in a data-review process:

- After each rating window, access and review your data before acting on it to implement strategies and interventions.
- Use your students' data to guide instructional decisions including interventions and preventative practices.
- Use the various reports in the Aperture System to monitor progress throughout the school year.

2 GOAL SETTING QUESTIONS BASED ON DESSA DATA

In the [Aperture Guide to Data-Driven SEL](#) there are recommended questions to guide discussion around continuous improvement of SEL programming and assessment processes, based on the DESSA results:

- What are the decision criteria to guide movement in and out of targeted supports for students?
- Does the data indicate equitable growth and outcomes for students from different racial/ethnic groups?
- Have school staff received the professional development and resources needed to implement high-quality targeted SEL programs?
- Are the targeted supports aligned with the needs of the students and with the goals of the universal program?